

MOOREA FUND GLOBAL TRENDS

Monthly Factsheet

INVESTMENT OBJECTIVE

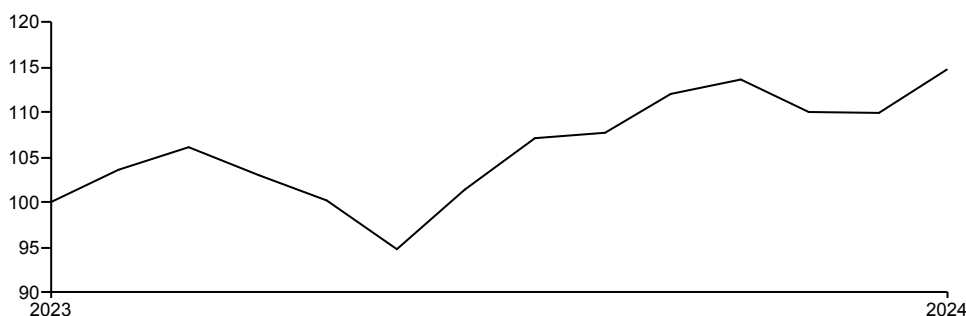
The Sub-Fund aims to provide long-term growth by investing in equities that benefit from global thematic trends (e.g.: social and demographic changes, technology disruption, climate change and energy transition).

The Sub-Fund is actively managed with reference to the following benchmark: MSCI ACWI. The benchmark is used for performance comparison. The benchmark is not intended to be consistent with the sustainable investment objective of the Sub-Fund, which the Investment Manager aims to achieve by applying the sustainable investment process described above

PERFORMANCE

Past performance should not be seen as an indication of future performance.

PERFORMANCE GRAPH (base 100)



RETURN

Cumulative	1 month	3 months	Year-to-date	1 year	3 years *	5 years	Launch*
Fund	4.37%	0.97%	7.04%	10.65%	-	-	13.44%

Calendar Year	2023	2022	2021	2020	2019
Fund	-	-	-	-	-

"Source : Société Générale Private Wealth Management"

RISK & VOLATILITY MEASURES

	Volatility			Beta	Sharpe Ratio
	1 year	3 years *	5 years		
Fund	13.52%	-	-	-	-


Source : Société Générale Private Wealth Management

JUNE 2024

SHARE CLASS INSTITUTIONAL EUR

LU2564067218

Synthetic Risk Indicator (SRI) ⁽¹⁾



SFDR

Article 8

Minimum Sustainable Investment

0%

Morningstar category

Global Large-Cap Blend Equity

Recommended investment horizon

5 years

Fund assets

EUR 86.53 M

NAV

EUR 286.63

Fund base currency

EUR

Share class currency

EUR

Inception date

06/03/2023

Legal Form

UCITS Luxembourg SICAV

Management Company

Société Générale Private Wealth Management S.A.

Manager Name

Gilles Guesdon

Valuation / Subscriptions / Redemptions

Daily

Minimum subscription

3 000 000 EUR

Other share classes

One Off Costs

Entry Costs 5.00%

Exit Costs 0.00%

Ongoing Costs

Other Costs 1.10%

Transaction Costs 0.00%

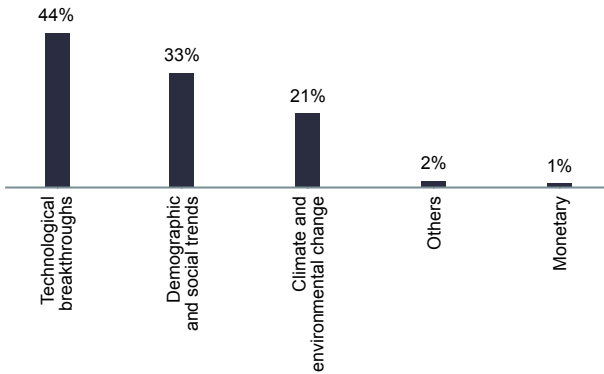
⁽¹⁾ Risk scale from 1 (lowest risk) to 7 (highest risk), the lowest category does not mean a risk-free investment. The risk and reward category shown is not guaranteed to remain unchanged and that the categorisation of the Sub-Fund may shift over time. The prospectus, the KIID (Key Investor Information Document) and annual reports of the Fund are available at www.sgpwm.societegenerale.com and on request at the registered office of Moorea Fund, of the Management Company or of the Custodian Bank.

⁽²⁾ © 2024 Morningstar, Inc. all rights reserved. The information contained herein: (1) is proprietary to Morningstar and/or its information providers; (2) may not be reproduced or redistributed; and (3) is presented without warranty as to its accuracy, completeness or timeliness. Neither Morningstar nor its information providers shall be liable for any loss or damage arising from the use of this information.

MOOREA FUND GLOBAL TRENDS

JUNE 2024

ASSET CLASS BREAKDOWN



Source: Société Générale Private Wealth Management as at 28/06/2024.

Actual weighting and investment allocations are subject to change on an ongoing basis and may not be exactly as shown. Investors should understand the different asset classes which make up the strategy as they have different risk characteristics. Investments may be subject to market fluctuations and the price and value of investments and the income derived from them can go down as well as up. Your capital may be at risk and you may not get back the amount you invest. The tax benefits and liabilities will depend on individual circumstances and may change in the future.

TOP 5 HOLDINGS

Name	Weight
iShares MSCI Global Semiconductors UCITS ETF	7.0%
Amundi MSCI Smart Cities ESG Screened UCITS ETF	6.1%
iShares Automation & Robotics UCITS ETF	6.1%
iShares Digital Security UCITS ETF	5.9%
WisdomTree Cybersecurity UCITS ETF	5.7%

MANAGEMENT COMMENTARY (QUARTERLY)

After a solid first quarter overall, Q2 was characterized by a consolidation phase for the markets and for the Moorea Global Trends fund. The institutional component in euro rose by +0.97% in the second quarter of the year, taking the fund's year-to-date performance to +7.04%. There can be no doubt that technology stocks dominated the first half of the year, largely helped by the artificial intelligence theme. The megatrend linked to Technological Breakthroughs is therefore the logical winner of the quarter once again, benefiting from the continued rise of the US technology leaders. We see this as a healthy continuation, supported by strong earnings momentum, which is largely driven by semiconductors. Our bets include Apple's rebound of more than +22%, boosted by the presentation of the generative AI functionalities integrated into their next iPhone, representing a key catalyst for the group. This new vintage seems to mark a pivot in smartphone technology, long-awaited by the market and users alike, speeding up iPhone replacement cycles and revitalizing the share price. Palo Alto also stood out over the quarter, with a performance of over 20%, returning to its January highs. The leading cybersecurity company is seeing its platform strategy take shape. Palo Alto is reporting growing momentum for its One-Stop-Shop platform, signing more and more major contracts with new customers who are largely satisfied with the quality of their service. Microsoft and Alphabet, the main leaders in the field of AI, also continued to grow, with performances of +6% and +21% respectively over the quarter. Finally, it would be hard not to conclude this megatrend without mentioning the semiconductor segment, which remains central and key. Nvidia continues to widen its lead, both through its cutting-edge technology and its stock market performance, with prospects still expected to be very solid. This positive momentum is logically benefiting our semis theme, which is one of our main convictions. In short, the Technological Breakthrough megatrend alone accounted for the fund's performance over the quarter, driven mainly by the Artificial Intelligence theme. The other two megatrends, Demographic and Social Evolutions and Climate and Environmental Change, remained stable over the period.