

MOOREA FUND GLOBAL TRENDS

Monthly Factsheet

INVESTMENT OBJECTIVE

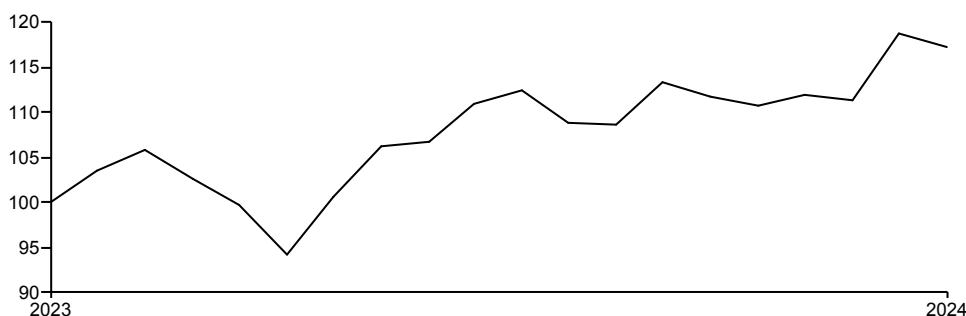
The Sub-Fund aims to provide long-term growth by investing in equities that benefit from global thematic trends (e.g.: social and demographic changes, technology disruption, climate change and energy transition).

The Sub-Fund is actively managed with reference to the following benchmark: MSCI ACWI. The benchmark is used for performance comparison. The benchmark is not intended to be consistent with the sustainable investment objective of the Sub-Fund, which the Investment Manager aims to achieve by applying the sustainable investment process described above

PERFORMANCE

Past performance should not be seen as an indication of future performance.

PERFORMANCE GRAPH (base 100)



RETURN

Cumulative	1 month	3 months	Year-to-date	1 year	3 years *	5 years *	Launch*
Fund	-1.20%	4.80%	10.40%	10.40%	-	-	10.54%

Calendar Year	2024	2023	2022	2021	2020
Fund	10.40%	-	-	-	-

"Source : Société Générale Investment Solutions (Europe)"

RISK & VOLATILITY MEASURES

	Volatility			Beta	Sharpe Ratio
	1 year	3 years *	5 years *		
Fund	9.76%	-	-	-	-

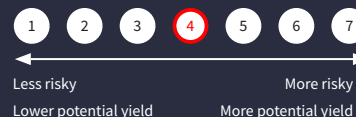
Source : Société Générale Investment Solutions (Europe)

DECEMBER 2024

SHARE CLASS RETAIL EUR

LU2564067051

Synthetic Risk Indicator (SRI) ⁽¹⁾



SFDR

Article 8

Minimum Sustainable Investment

0%

Morningstar category

Global Large-Cap Blend Equity

Recommended investment horizon

5 years

Fund assets

EUR 73.86 M

NAV

EUR 293.10

Fund base currency

EUR

Share class currency

EUR

Inception date

06/03/2023

Legal Form

UCITS Luxembourg SICAV

Management Company

Société Générale Private Wealth Management S.A.

Manager Name

Gilles Guesdon

Valuation / Subscriptions / Redemptions

Daily

Minimum subscription

1 share

Other share classes

One Off Costs

Entry Costs 5.00%

Exit Costs 0.00%

Ongoing Costs

Other Costs 2.20%

Transaction Costs 0.00%

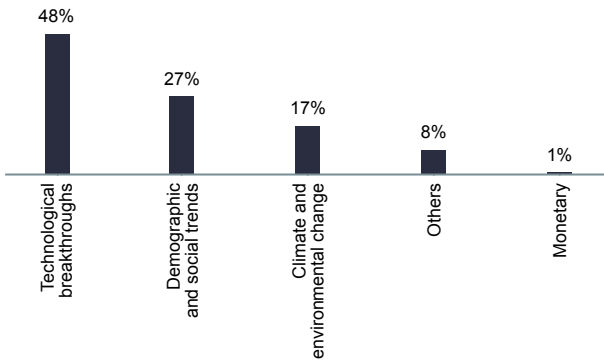
⁽¹⁾ Risk scale from 1 (lowest risk) to 7 (highest risk), the lowest category does not mean a risk-free investment. The risk and reward category shown is not guaranteed to remain unchanged and that the categorisation of the Sub-Fund may shift over time. The prospectus, the KIID (Key Investor Information Document) and annual reports of the Fund are available at www.sgpwm.societegenerale.com and on request at the registered office of Moorea Fund, of the Management Company or of the Custodian Bank.

⁽²⁾ © 2024 Morningstar, Inc. all rights reserved. The information contained herein: (1) is proprietary to Morningstar and/or its information providers; (2) may not be reproduced or redistributed; and (3) is presented without warranty as to its accuracy, completeness or timeliness. Neither Morningstar nor its information providers shall be liable for any loss or damage arising from the use of this information.

MOOREA FUND GLOBAL TRENDS

DECEMBER 2024

ASSET CLASS BREAKDOWN



Source: Société Générale Investment Solutions (Europe) as at 31/12/2024.

Actual weighting and investment allocations are subject to change on an ongoing basis and may not be exactly as shown. Investors should understand the different asset classes which make up the strategy as they have different risk characteristics. Investments may be subject to market fluctuations and the price and value of investments and the income derived from them can go down as well as up. Your capital may be at risk and you may not get back the amount you invest. The tax benefits and liabilities will depend on individual circumstances and may change in the future.

TOP 5 HOLDINGS

Name	Weight
WisdomTree Cybersecurity UCITS ETF	6.4%
Robeco Capital Growth Funds - Robeco Sustainable Water	5.9%
iShares Digital Security UCITS ETF	5.5%
iShares Smart City Infrastructure UCITS ETF	5.1%
iShares MSCI Global Semiconductors UCITS ETF	4.8%

MANAGEMENT COMMENTARY (QUARTERLY)

The institutional share-class in euros rose by a net +5% in the final quarter of 2024, taking the fund's performance over the year to +11.20%. Here are the dynamics of our 3 major megatrends invested in the Global Trends fund. Technological disruption Megatrend (+4.8%) Unsurprisingly, companies at the heart of technological breakthroughs continued to dominate the markets, buoyed by the rise of artificial intelligence (AI) in 2024. The last quarter was marked in particular by the solid performance of cybersecurity players, whose theme represents our main conviction with over 15% exposure. Demand for protection solutions in the face of intensifying digital threats and the growing responsibilities being passed on to machines is soaring. With a contribution of +2.7% to total performance, this theme represents our best performance, with our 6 positions among the 10 biggest risers of the quarter. These include Datadog, in pole position with +33%, named leader by Gartner for its observability platform, whose stock market performance reflects continued growth and sustained demand for its cloud monitoring and analysis services. More generally, our main position in the theme, the WisdomTree Cybersecurity ETF, also finished on the podium, with a 20% return over the quarter. Not far behind, the artificial intelligence theme continued to grow, contributing +1.3% to quarterly performance. Note here the recovery of Alphabet, Google's parent company, which continues to invest heavily in artificial intelligence to integrate it into its products and services with a view to boosting its future growth. In short, the megatrend linked to Technological Breakthroughs, which accounts for almost half of the fund's investments, is the main performance driver, accounting for almost all of the fund's performance. Demographic and Social Developments Megatrend (+0.95%) Around two-thirds of this allocation, or 15% of the fund, is invested in themes linked to new modes of consumption, which contributed +1% over the quarter. This includes the ecosystem of companies linked to digital transformation and the digital economy, which are playing an increasingly important role in the world of consumption. Influenced by the ageing of the population, which is one of our long-term themes, our positions in the healthcare sector were down over the quarter. This was partly due to the political concerns and regulatory challenges facing the pharmaceutical industry. With its lower volatility and independence from cycles, we remain convinced that this theme linked to the ageing of the population will continue to show a degree of resilience in the months ahead. Climate and environmental change Megatrend (-0.58%) This megatrend, which accounts for around 15% of the fund, was penalised by our large theme of rare resources. One of the reasons for this was the fall in industrial metals prices. We remain convinced, however, that this segment plays a crucial role in the construction and maintenance of sustainable infrastructures, once again representing a key challenge for 2025.