

# MOOREA FUND CLIMATE ACTION

## Monthly Factsheet

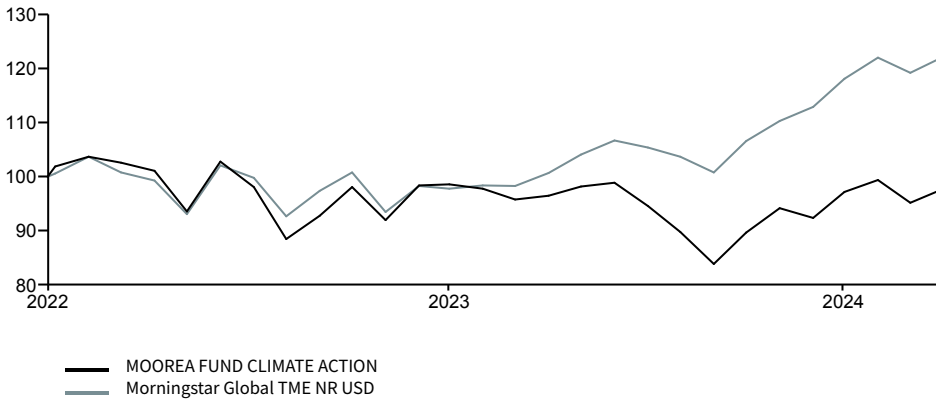


### INVESTMENT OBJECTIVE

This actively managed sub-Fund seeks to provide long term capital appreciation (5 years) and generate a positive environmental impact through investments in shares issued by companies that operate in green eco-activities and develop solutions and businesses that actively contribute to the environmental transition. Green eco-activities include, but not limited to renewable energies, energy efficiencies, green mobility, green buildings, sustainable water and agriculture, circular economy. The Sub-Fund is actively managed with reference to the following benchmark: MSCI ACWI. The benchmark is used both for performance comparison and as a universe from which to select securities. It is specified that the investment universe of the MSCI ACWI index is not binding on the Investment Manager as the latter can select, in addition to the investment universe of the MSCI ACWI index, 0 to 20 securities of companies out of the MSCI ACWI index.

### PERFORMANCE

#### PERFORMANCE GRAPH (base 100)



### RETURN

	Cumulative	1 month	3 months	Year-to-date	1 year	3 years *	Launch*
<b>Fund</b>		2.79%	0.68%	3.85%	1.32%	-	-0.96%
<b>Benchmark**</b>		2.47%	3.42%	10.76%	21.32%	-	9.22%

Calendar Year	2023	2022	2021	2020	2019	2018
<b>Fund</b>	2.35%	-	-	-	-	-
<b>Benchmark**</b>	18.00%	-	-	-	-	-

\*Annualised performance

\*\*Morningstar Global TME NR USD

"Source : Société Générale Private Wealth Management"

### RISK & VOLATILITY MEASURES

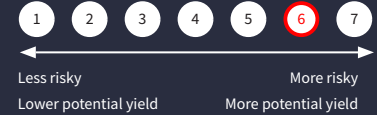
	Volatility			Beta	Sharpe Ratio
	1 year	3 years *	5 years		
<b>Fund</b>	15.64%	-	-	-	-
<b>Benchmark**</b>	9.99%	-	-	-	-

## MAY 2024

SHARE CLASS MIFID EUR

LU2369747154

UCITS Risk/return grading (1)



**Morningstar category**

Sector Equity Ecology

**Recommended investment horizon**

5 years

**Fund assets**

EUR 28.10 M

**NAV**

EUR 244.56

**Fund base currency**

EUR

**Share class currency**

EUR

**Inception date**

21/02/2022

**Legal Form**

UCITS Luxembourg SICAV

**Management Company**

Société Générale Private Wealth Management S.A.

**Valuation / Subscriptions / Redemptions**

Daily

**Minimum subscription**

1 share

**Sub delegating firm**

**ISA/SIPP eligible**

**UK reporting status**

**Capital Gains Tax**

**Other share classes**

RE Retail EUR Acc. LU2369747311  
RU Retail USD Acc. LU2369747238

**Recurring Costs**

1.50%

**Exit costs**

None

**Entry costs**

None

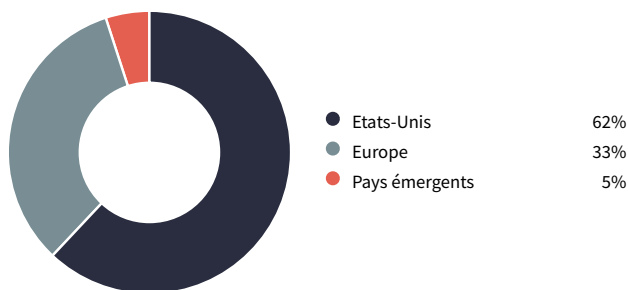
<sup>(1)</sup> For more detailed information about risk evaluation, please refer to page 3 of this document.

<sup>(2)</sup> For more detailed information about ongoing charges please refer to page 3 of this document.

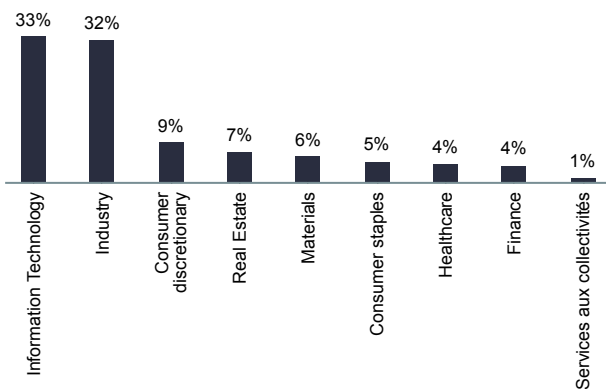
<sup>(3)</sup> © 2024 Morningstar. All Rights Reserved. The information contained herein: (1) is proprietary to Morningstar; (2) may not be copied or distributed; and (3) is not warranted to be accurate, complete or timely. Neither Morningstar nor its content providers are responsible for any damages or losses arising from any use of this information.

## Financial Criteria

### GEOGRAPHIC BREAKDOWN



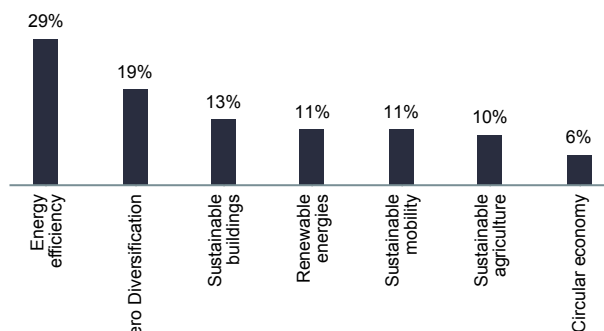
### SECTOR BREAKDOWN



### PORTFOLIO STATISTICS

P/E forward	22.80
Return on equity (%)	27.3%
Annualised dividend yield	1.4%
Number of positions	50

### THEMATIC AREA



### TOP 5 HOLDINGS

Name	Weight	Country	Sector
NVIDIA CORP	4.8%	United States	Information Technology
MICROSOFT CORP	4.7%	United States	Information Technology
SCHNEIDER ELECTRIC SE	4.7%	France	Industry
XYLEM INC	4.6%	United States	Industry
QUANTA SERVICES INC	4.2%	United States	Industry

Source: Société Générale Private Wealth Management as at 31/05/2024.

Actual weighting and investment allocations are subject to change on an ongoing basis and may not be exactly as shown. Investors should understand the different asset classes which make up the strategy as they have different risk characteristics. Investments may be subject to market fluctuations and the price and value of investments and the income derived from them can go down as well as up. Your capital may be at risk and you may not get back the amount you invest. The tax benefits and liabilities will depend on individual circumstances and may change in the future.

# MOOREA FUND CLIMATE ACTION

## RISK INFORMATION

Risks are managed through diversification across different asset classes to eliminate concentration at each level. Below we explain the risk ratings of this fund.

### UCITS RISK & REWARD GRADING

Less risky  More risky

## DEFINITION OF UCITS RISK

This risk classification is a Synthetic Risk and Reward Indicator (SRRI) as required for UCITS funds. The Fund has been defined as a Total Return Fund as required by the guidelines of the Committee of European Securities Regulators. The SRRI has been calculated using the five year historic monthly volatility of portfolios managed to this strategy.

The computation of the Synthetic Risk and Reward Indicator of UCITS shall be carried out according to the following grid of annualized volatility intervals ('buckets').

The grid provides volatility intervals which reflect the increasing level of risk borne by the fund and, therefore, its position in the risk scale.

- 1 Less or equal 0.5%
- 2 Between 0.5% to 2%
- 3 Between 2% to 5%
- 4 Between 5% to 10%
- 5 Between 10% to 15%
- 6 Between 15% to 25% (excluded)
- 7 Above 25%

Historical data is used in calculating the synthetic indicator, may not be a reliable indication of the future risk profile of the Fund. The risk and reward category shown is not guaranteed to remain unchanged and that the categorisation of the Fund may move over time.

## ONGOING CHARGES

The ongoing charges figure represents all annual charges, and other payments taken from the assets of the Fund. This figure is disclosed in the Key Investor Informational document (KIID) (UCITS standard). The following fees are taken into account in the amount to be disclosed: management fees, fund administration fees (custody, transfer agent, audit, Net Asset Value accounting, legal, compliance...) and, where the Fund invests a proportion of its assets in other funds, the ongoing charges incurred in the underlying funds. Ongoing charges are based on the expenses for the last financial year ended 31 December 2017. They may vary from year to year according to fund size and underlying holdings.

# IMPORTANT INFORMATION

## PLEASE READ

*The content of this document should not be interpreted as an investment service or as investment advice, and under no circumstances is it to be used or considered as an offer or incentive to purchase or sell a particular product. The content is intended for information purposes only and to provide investors with the relevant reference information for any investment decisions. It has no regard to the specific financial objectives of any individual investor, nor may it be construed as legal, accounting or tax advice. Past performance is no indication of future results. Similarly, the present document is not intended as an incentive, offer or solicitation to invest in the asset categories listed herein. Investors are warned that the placing of stock market orders requires a perfect understanding of the markets and their governing legislation. Before investing, they must be aware that certain markets may be subject to rapid fluctuations and are speculative or lacking in liquidity. Accordingly, certain assets or categories of assets listed in the present document may not be appropriate for investors. In*

*certain cases, investments may even bear an indeterminate high risk of loss that exceeds the initial investment made. Investors are therefore urged to seek the advice of their financial advisor or intermediary in order to assess the particular nature of an investment and the risks involved and its compatibility with their individual investment profile and objectives.*

*For Swiss investors: the Sub-Fund has been authorised for public sale by the Commission de Surveillance du Secteur Financier in Luxembourg and for public offering in Switzerland by the Swiss Financial Market Supervisory Authority (shortly 'FINMA'). The prospectus, the KIID (Key Investor Information Document) and annual reports of the Fund are available on the website [www.fundinfo.com](http://www.fundinfo.com) and can be obtained from our Representative and Paying Agent in Switzerland : Société Générale, Paris, succursale de Zurich, Talacker 50, Case postale 1928, 8021 Zurich.*