

MOOREA FUND - HIGH YIELD OPPORTUNITY 2025

Monthly Factsheet

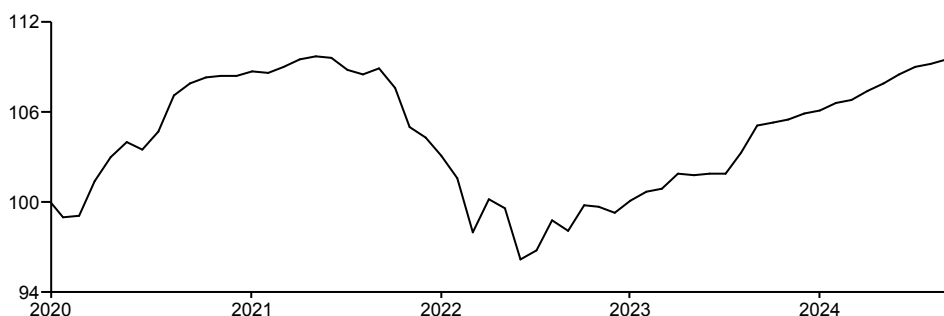
INVESTMENT OBJECTIVE

The investment objective of the Sub-Fund is to achieve the best possible investment returns over the pre-defined investment horizon. The performance objective is not guaranteed and may differ materially from actual results. To achieve this objective, the Sub-Fund will invest principally in a selection of High Yield bonds issued by corporate issuers, bearing maturities with a maximum of six months and one day after 31 December 2025 (final maturity of the Sub-Fund). The Sub-Fund is actively managed. It is not managed in reference to a benchmark.

PERFORMANCE

Past performance should not be seen as an indication of future performance.

PERFORMANCE GRAPH (base 100)



RETURN

Cumulative	1 month	3 months	Year-to-date	1 year	3 years *	5 years *	Launch*
Fund	0.27%	0.92%	4.24%	4.24%	0.19%	-	1.94%

Calendar Year	2024	2023	2022	2021	2020
Fund	4.24%	7.08%	-9.90%	0.98%	-

"Source : Société Générale Investment Solutions (Europe)"

RISK & VOLATILITY MEASURES

	Volatility			Beta	Sharpe Ratio
	1 year	3 years *	5 years *		
Fund	0.52%	4.42%	-	0.54%	-0.46%

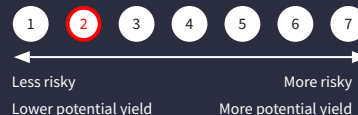
Source : Société Générale Investment Solutions (Europe)

DECEMBER 2024

SHARE CLASS RETAIL EUR

LU2108469649

Synthetic Risk Indicator (SRI) ⁽¹⁾



SFDR

Article 6

Minimum Sustainable Investment

N/A

Recommended investment horizon

5 years

Fund assets

EUR 196.63 M

NAV

EUR 273.82

Fund base currency

EUR

Share class currency

EUR

Inception date

06/04/2020

Legal Form

UCITS Luxembourg SICAV

Management Company

Société Générale Private Wealth Management S.A.

Manager Name

Bertrand Durnez

Valuation / Subscriptions / Redemptions

Weekly

Minimum subscription

1 share

Other share classes

One Off Costs

Entry Costs 5.00%

Exit Costs 0.00%

Ongoing Costs

Other Costs 0.80%

Transaction Costs 0.20%

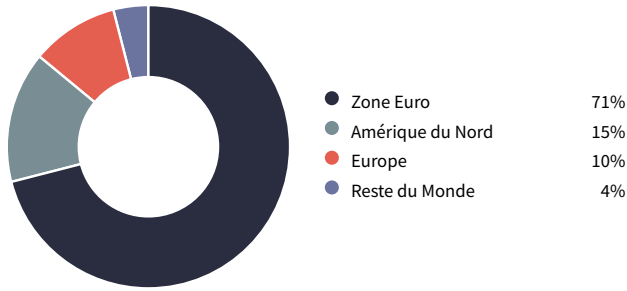
⁽¹⁾ Risk scale from 1 (lowest risk) to 7 (highest risk), the lowest category does not mean a risk-free investment. The risk and reward category shown is not guaranteed to remain unchanged and that the categorisation of the Sub-Fund may shift over time. The prospectus, the KIID (Key Investor Information Document) and annual reports of the Fund are available at www.sgpwm.societegenerale.com and on request at the registered office of Moorea Fund, of the Management Company or of the Custodian Bank.

⁽²⁾ © 2024 Morningstar, Inc. all rights reserved. The information contained herein: (1) is proprietary to Morningstar and/or its information providers; (2) may not be reproduced or redistributed; and (3) is presented without warranty as to its accuracy, completeness or timeliness. Neither Morningstar nor its information providers shall be liable for any loss or damage arising from the use of this information.

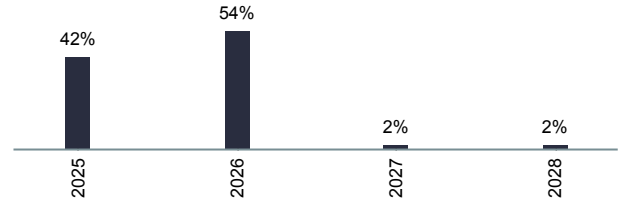
MOOREA FUND - HIGH YIELD OPPORTUNITY 2025

DECEMBER 2024

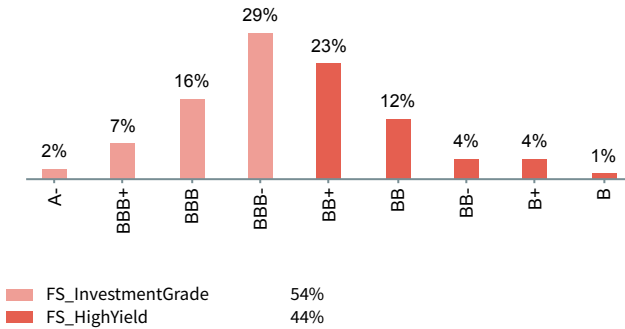
REGIONAL BREAKDOWN



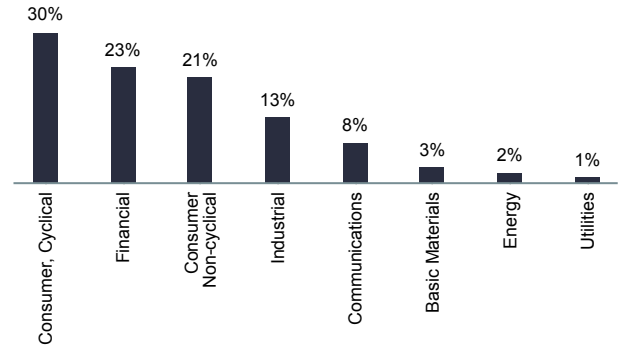
MATURITY BREAKDOWN



RATING BREAKDOWN



SECTOR BREAKDOWN



TOP 5 HOLDINGS

Name	Weight	Country	Sector
HARLEY DAVIDSON FINANCIAL SERVICES INC 5.125% 05/04/2026	2.9%	United States	Consumer, Cyclical
DEUTSCHE LUFTHANSA AG 3% 29/05/2026	2.8%	GERMANY	Consumer, Cyclical
COTY INC 3.875% 15/04/2026	2.7%	United States	ConsumerNon-cyclical
HORNBACH BAUMARKT AG 3.25% 25/10/2026	2.7%	GERMANY	Consumer, Cyclical
TEVA PHARM FNC NL II 6% 31/01/2025	2.7%	Israel	ConsumerNon-cyclical

LAST MOVES IN THE PORTFOLIO

Name	Weight	Date	Operation
DEUTSCHE BANK AG VAR 17/02/2027	0.2%	11-10-2024	Bond Sale
CREDIT AGRICOLE ASSRNCES VAR 27/09/2048	0.3%	11-10-2024	Bond Sale
TK ELEVATOR MIDCO GMBH 4.375% 15/07/2027	0.3%	11-10-2024	Bond Sale
TEREOS FINANCE GRP I 4.75% 30/04/2027	0.3%	11-10-2024	Bond Sale
ARVAL SERVICE LEASE 4% 22/09/2026	0.3%	11-10-2024	Bond Sale
ELIS SA 1% 03/04/2025	0.3%	11-10-2024	Bond Sale

Source: Société Générale Investment Solutions (Europe) as at 31/12/2024. Actual weighting and investment allocations are subject to change on an ongoing basis and may not be exactly as shown. Investors should understand the different asset classes which make up the strategy as they have different risk characteristics. Investments may be subject to market fluctuations and the price and value of investments and the income derived from them can go down as well as up. Your capital may be at risk and you may not get back the amount you invest. The tax benefits and liabilities will depend on individual circumstances and may change in the future.

PORTFOLIO STATISTICS

Yield to Convention	4.1%
Mod. Duration	1.00
Average maturity (in years)	1.03
Average rating	BBB-
Average weight	1.4%
Number of issuers	70
High Yield weight	43.6%
Investment Grade weight	56.4%
Cash & cash equivalent	3.6%

The content of this document should not be interpreted as an investment service or as investment advice, and under no circumstances is it to be used or considered as an offer or incentive to purchase or sell a particular product. The content is intended for information purposes only and to provide investors with the relevant reference information for any investment decisions. It has no regard to the specific financial objectives of any individual investor, nor may it be construed as legal, accounting or tax advice. Past performance is no indication of future results. Similarly, the present document is not intended as an incentive, offer or solicitation to invest in the asset categories listed herein. Investors are warned that the placing of stock market orders requires a perfect understanding of the markets and their governing legislation. Before investing, they must be aware that certain markets may be subject to rapid fluctuations and are speculative or lacking in liquidity. Accordingly, certain assets or categories of assets listed in the present document may not be appropriate for investors. In certain cases, investments may even bear an indeterminate high risk of loss that exceeds the initial investment made. Investors are therefore urged to seek the advice of their financial advisor or intermediary in order to assess the particular investment profile and objectives.

SOCIÉTÉ GÉNÉRALE Investment Solutions
 Société Anonyme de Surveillance du Secteur Financier in Luxembourg and for public offering in Switzerland by the Swiss Investor Information Document) and annual reports of the Fund are available on the website
 www.societegenerale.com and can be obtained from our representative and only agent in Switzerland: Société Générale, Paris, succursale de Zurich, Talacker 50, Case postale 1928, 8021 Zurich.

Société Générale Investment Solutions (Europe), Société Anonyme – R.C.S Luxembourg B60.963
 11, avenue Emile Reuter L-2420 Luxembourg. Tél : (+352) 47 93 11 1.
 Management company licensed and supervised by the CSSF, 283, route d'Arlon L-1150 Luxembourg.

MARKETING MATERIAL

MOOREA FUND - HIGH YIELD OPPORTUNITY 2025

DECEMBER 2024

MANAGEMENT COMMENTARY (QUARTERLY)

The Moorea High Yield Opportunity 2025 fund registered a positive performance of +0.96% over the quarter, making its year-to-date performance 4.38%. It offers a yield-to-convention at 4.05% as of today and the average coupon is 3.22. The fund's sensitivity to interest rates is 1.0. The AuM amounted to €196 million as of December 31st. As a reminder, the portfolio of positions is well diversified (82 positions, for 70 unique issuers) with a majority of investment grade companies.