

MOOREA FUND - TARGET RETURN FUND

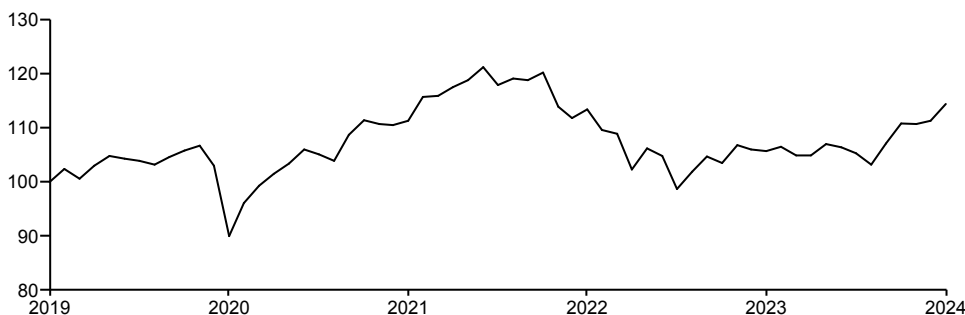
Monthly Factsheet

INVESTMENT OBJECTIVE

The investment objective of the Sub-Fund is to generate a total return which exceeds UK inflation by a margin of 5% p.a. over the medium to long term. The Sub-fund is actively managed with reference to the following benchmark: UK CPI + 5%. The benchmark is used for performance comparison.

PERFORMANCE

PERFORMANCE GRAPH (base 100)



RETURN

Cumulative	1 month	3 months	Year-to-date	1 year	3 years *	Launch*
Fund	2.72%	3.24%	3.24%	8.20%	0.92%	2.85%

Calendar Year	2023	2022	2021	2020	2019	2018
Fund	6.99%	-13.83%	7.85%	5.29%	9.95%	-4.10%

*Annualised performance

"Source : Société Générale Private Wealth Management"

RISK & VOLATILITY MEASURES

	Volatility			Beta	Sharpe Ratio
	1 year	3 years *	5 years		
Fund	6.62%	9.08%	10.39%	1.13%	-0.12%

MANAGEMENT COMMENTARY (QUARTERLY)

The Moorea Target Return Fund returned +3.24% during the first quarter of 2024. Equities continued with the strong positive trend that began in late 2023. In the first three months of 2024, global equities returned 9.4% in sterling terms. This was again led by a strong showing from the American tech sector, sending the S&P 500 of US equities even higher by 11.8%. Other developed markets followed a similar trend, with the Euro Stoxx 50 returning 11.4%, Japan's Nikkei 13.6%, and the UK's FTSE 100 4.0% (albeit paltry in comparison). Emerging Markets as a whole remain the main laggard within the set of broad market segments we monitor. The MSCI Emerging Markets index returned 3.5% in the year to 29th March. This was mainly due to headwinds faced in China, where the Hang Seng lost -1.7% over the same period (all in sterling terms).

Bonds, however, following a strong rally in the fourth quarter of 2023, lost ground as investors came to terms with the fact that central banks, faced with still "sticky" inflation readings and resilient economies, aren't expected to cut interest rates as quickly as had been expected just three months ago. The Bloomberg Global Aggregate Bond index lost -2.6% over the quarter.

Key drivers of positive returns for the fund during the quarter included those funds most exposed to the US technology sector and, in particular, continuing investor appetite for Artificial Intelligence, such as Natixis Loomis Sayles US Growth and Janus Henderson Global Technology. UK Government Bonds and other more interest rate sensitive assets, particularly Real Estate Investment Trusts (REITS) fare less well and detracted from returns.

There were a number of changes during the quarter as, commencing 12th March, the Fund adopted a change of investment strategy to a Global Balanced structure. The main changes included an increase in equity exposure and an associated reduction in listed alternative assets. The Fund will no longer target UK Consumer Price Inflation + 5% and will, in future, use the Asset Risk Consultant's (ARC) Balanced Private Client Index and a composite market benchmark for performance comparison purposes.

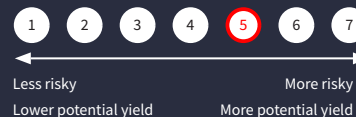
We remain cautiously optimistic for investment returns for the rest of the year. As inflation continues to converge with the conventional target of 2%, central banks are likely to begin their gradual path of monetary easing in early Summer. And as investors' expectations for interest rate cuts have now converged with major central banks' guidance - i.e., 2-3 cuts before year-end - the risk of further upward shocks to yields has dissipated considerably. Economic growth, particularly across western markets, looks set to receive a tailwind from a less restrictive monetary policy, providing a favourable environment for investments including equities and other risk assets.

MARCH 2024

SHARE CLASS RETAIL DIST. GBP

LU1226627484

KH Risk profile (1)



Morningstar category

GBP Flexible Allocation

Recommended investment horizon

3 years

Fund assets

GBP 102.31 M

NAV

GBP 107.32

Fund base currency

GBP

Share class currency

GBP

Inception date

01/06/2015

Legal Form

UCITS Luxembourg SICAV

Management Company

Société Générale Private Wealth Management S.A.

Valuation / Subscriptions / Redemptions

Daily

Minimum subscription

1 share

Sub delegating firm

ISA/SIPP eligible

UK reporting status

Capital Gains Tax

Other share classes

Recurring Costs

1.89%

Exit costs

None

Entry costs

None

(1) For more detailed information about risk evaluation, please refer to page 3 of this document.

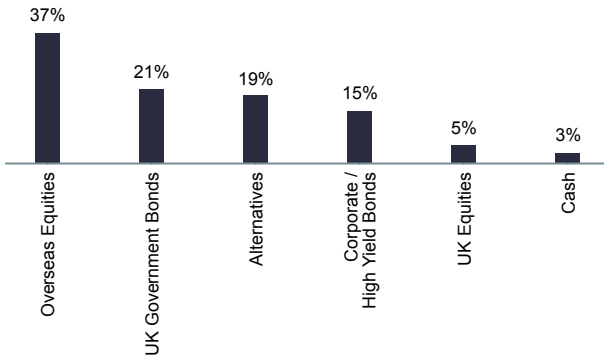
(2) For more detailed information about ongoing charges please refer to page 3 of this document.

(3) © 2024 Morningstar. All Rights Reserved. The information contained herein: (1) is proprietary to Morningstar; (2) may not be copied or distributed; and (3) is not warranted to be accurate, complete or timely. Neither Morningstar nor its content providers are responsible for any damages or losses arising from any use of this information.

MOOREA FUND - TARGET RETURN FUND

MARCH 2024

SECTOR BREAKDOWN



TOP 10 HOLDINGS

Name	Weight
ISHARES II FTSE ALL STOCKS GILT FD	10.1%
LYXOR UK GOVERNMENT BOND 0 5Y DR UCITS ETF CLASS DIST	9.3%
NATIXIS INTERNTL LUX LOOMIS SAYLES US GROWTH EQTY FUND SICAV	9.1%
UK INDEX LINKED GILT 0.125% 22/03/2024	6.1%
ROBECO CAPITAL GROWTH BP US PREMUM EQUITIES FUNDS SICAV	6.0%
BLACKROCK GLOBAL FUNDS SICAV - EUROPEAN FLEXIBLE	5.9%
FIDELITY INVESTMENT FUNDS SPECIAL SITUATIONS SICAV	5.5%
ISHARES V PLC ISHARES S AND P 500 ENERGY SECTOR UCITS ETF	4.5%
ISHARES PLC- ISHARES GBP CORPORATE BOND 0-5YRS ETF	4.0%
FEDERATED HERMES ASIA EX JAPAN FUND	3.4%

Source: Société Générale Private Wealth Management as at 28/03/2024.

Actual weighting and investment allocations are subject to change on an ongoing basis and may not be exactly as shown. Investors should understand the different asset classes which make up the strategy as they have different risk characteristics. Investments may be subject to market fluctuations and the price and value of investments and the income derived from them can go down as well as up. Your capital may be at risk and you may not get back the amount you invest. The tax benefits and liabilities will depend on individual circumstances and may change in the future.

The content of this document should not be interpreted as an investment service or as investment advice, and under no circumstances is it to be used or considered as an offer or incentive to purchase or sell a particular product. The content is intended for information purposes only and to provide investors with the relevant reference information for any investment decisions. It has no regard to the specific financial objectives of any individual investor, nor may it be construed as legal, accounting or tax advice. Past performance is no indication of future results.

Similarly, the present document is not intended as an incentive, offer or solicitation to invest in the asset categories listed herein. Investors are warned that the placing of stock market orders requires a perfect understanding of the markets and their governing legislation. Before investing, they must be aware that certain markets may be subject to rapid fluctuations and are speculative or lacking in liquidity. Accordingly, certain assets or categories of assets listed in the present document may not be appropriate for investors. In certain cases, investments may even bear an indeterminate high risk of loss that exceeds the initial investment made. Investors are therefore urged to seek the advice of their financial advisor or intermediary in order to assess the particular nature of an investment and the risks involved and its compatibility with their individual investment profile and objectives.

For Swiss investors: the Sub-Fund has been authorised for public sale by the Commission de Surveillance du Secteur Financier in Luxembourg and for public offering in Switzerland by the Swiss Financial Market Supervisory Authority (shortly 'FINMA'). The prospectus, the KIID (Key Investor Information Document) and annual reports of the Fund are available on the website www.fundinfo.com and can be obtained from our Representative and Paying Agent in Switzerland: Société Générale, Paris, succursale de Zurich, Talacker 50, Case postale 1928, 8021 Zurich.

MOOREA FUND - TARGET RETURN FUND

RISK INFORMATION

Risks are managed through diversification across different asset classes to eliminate concentration at each level. Below we explain the risk ratings of this fund.

UCITS RISK & REWARD GRADING

Less risky  More risky

DEFINITION OF UCITS RISK

This risk classification is a Synthetic Risk and Reward Indicator (SRRI) as required for UCITS funds. The Fund has been defined as a Total Return Fund as required by the guidelines of the Committee of European Securities Regulators. The SRRI has been calculated using the five year historic monthly volatility of portfolios managed to this strategy.

The computation of the Synthetic Risk and Reward Indicator of UCITS shall be carried out according to the following grid of annualized volatility intervals ('buckets').

The grid provides volatility intervals which reflect the increasing level of risk borne by the fund and, therefore, its position in the risk scale.

- 1 Less or equal
- 2 Between 0.5%
- 3 Between 2% to
- 4 Between 5% to
- 5 Between 10%
- 6 Between 15% to 25% (excluded)
- 7 Above 25%

Historical data is used in calculating the synthetic indicator, may not be a reliable indication of the future risk profile of the Fund. The risk and reward category shown is not guaranteed to remain unchanged and that the categorisation of the Fund may move over time.

ONGOING CHARGES

The ongoing charges figure represents all annual charges, and other payments taken from the assets of the Fund. This figure is disclosed in the Key Investor Informational document (KIID) (UCITS standard). The following fees are taken into account in the amount to be disclosed: management fees, fund administration fees (custody, transfer agent, audit, Net Asset Value accounting, legal, compliance...) and, where the Fund invests a proportion of its assets in other funds, the ongoing charges incurred in the underlying funds. Ongoing charges are based on the expenses for the last financial year ended 31 December 2017. They may vary from year to year according to fund size and underlying holdings.

IMPORTANT INFORMATION

PLEASE READ

The content of this document should not be interpreted as an investment service or as investment advice, and under no circumstances is it to be used or considered as an offer or incentive to purchase or sell a particular product. The content is intended for information purposes only and to provide investors with the relevant reference information for any investment decisions. It has no regard to the specific financial objectives of any individual investor, nor may it be construed as legal, accounting or tax advice. Past performance is no indication of future results. Similarly, the present document is not intended as an incentive, offer or solicitation to invest in the asset categories listed herein. Investors are warned that the placing of stock market orders requires a perfect understanding of the markets and their governing legislation. Before investing, they must be aware that certain markets may be subject to rapid fluctuations and are speculative or lacking in liquidity. Accordingly, certain assets or categories of assets listed in the present document may not be appropriate for investors. In

certain cases, investments may even bear an indeterminate high risk of loss that exceeds the initial investment made. Investors are therefore urged to seek the advice of their financial advisor or intermediary in order to assess the particular nature of an investment and the risks involved and its compatibility with their individual investment profile and objectives.

For Swiss investors: the Sub-Fund has been authorised for public sale by the Commission de Surveillance du Secteur Financier in Luxembourg and for public offering in Switzerland by the Swiss Financial Market Supervisory Authority (shortly 'FINMA'). The prospectus, the KIID (Key Investor Information Document) and annual reports of the Fund are available on the website www.fundinfo.com and can be obtained from our Representative and Paying Agent in Switzerland : Société Générale, Paris, succursale de Zurich, Talacker 50, Case postale 1928, 8021 Zurich.