

# MOOREA FUND EURO HIGH YIELD

## Monthly Factsheet



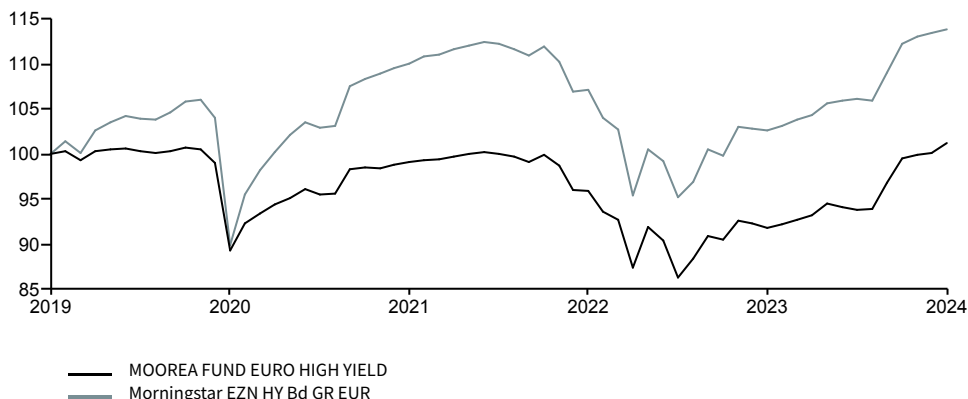
### INVESTMENT OBJECTIVE

The Sub-Fund seeks to achieve performance through investments in diversified portfolio of debt instruments on issuers with a strong ESG (Environmental Social and Governance) profile, principally denominated in Euro. The Sub-Fund aims at meeting the long-term challenges of sustainable development while delivering financial performance by the combination of financial and extra-financial criteria, integrating environmental, social and governance criteria (ESG). The Sub-Fund will invest in a diversified portfolio consisting primarily of high yield debt securities issued by governments, corporations or public institutions, mainly denominated in Euro.

The Sub-Fund is actively managed with reference to the following benchmark: ICE BofA Euro High Yield Index; ICE BofA US High Yield Index; ICE BofA Contingent Capital Index; ICE BofA Global Convertible Index; ICE BofA Euro Corporate Index.

### PERFORMANCE

#### PERFORMANCE GRAPH (base 100)



### RETURN

	Cumulative	1 month	3 months	Year-to-date	1 year	3 years *	Launch*
<b>Fund</b>		1.07%	1.72%	1.72%	10.16%	0.70%	0.76%
<b>Benchmark**</b>		0.36%	1.38%	1.38%	10.90%	1.12%	3.60%

Calendar Year	2023	2022	2021	2020	2019	2018
<b>Fund</b>	9.95%	-9.45%	1.49%	-2.23%	3.60%	-3.63%
<b>Benchmark**</b>	12.43%	-10.79%	3.32%	2.40%	-	-

\*Annualised performance

\*\*Morningstar EZN HY Bd GR EUR

"Source : Société Générale Private Wealth Management"

### RISK & VOLATILITY MEASURES

	Volatility			Beta	Sharpe Ratio
	1 year	3 years *	5 years		
<b>Fund</b>	3.86%	6.95%	7.36%	0.90%	-0.04%
<b>Benchmark**</b>	3.58%	7.60%	9.50%	0.68%	0.03%

### MANAGEMENT COMMENTARY (QUARTERLY)

In anticipation of a decrease in rates over the years 2024-2025, the fund increased its sensitivity to 3.23. The quarterly performance of +1.80% can be explained thanks to the fund's good bond picking, picking up rising stars (issuers returning to Investment Grade category from High Yield) and avoiding distress names. The fund also benefited from the rebound of hybrids bonds, an asset class much appreciated for the return and the sound fundamentals it offers. Furthermore, the fund benefited from the more active supply - relative to last year - allowing us to secure new issue premia and extend the fund's maturity (e.g. Schaeffler 2029, Elis 2030, Forvia 2031, Tennet Perp). Overall, we focused on bonds with high coupons (e.g. Teva 2029, Avis Budget 2029) still following our carry trade strategy - i.e. as we are "locking" yields before the upcoming rate decreases from the central banks. The fund is fully invested with only few cash. Finally, there are few investment grade bonds (amounting to roughly 19% of total AuM) that can potentially be arbitrated whenever there will be interesting opportunities on the primary HY market.

## MARCH 2024

SHARE CLASS RETAIL EUR  
LU0979136255

### UCITS Risk/return grading (1)



### Morningstar category

EUR High Yield Bond

### Recommended investment horizon

5 years

### Fund assets

EUR 115.84 M

### NAV

EUR 270.59

### Fund base currency

EUR

### Share class currency

EUR

### Inception date

05/11/2013

### Legal Form

UCITS Luxembourg SICAV

### Management Company

Société Générale Private Wealth Management S.A.

### Valuation / Subscriptions / Redemptions

Daily

### Minimum subscription

1 share

### Other share classes

### Recurring Costs

1.20%

### Exit costs

None

### Entry costs

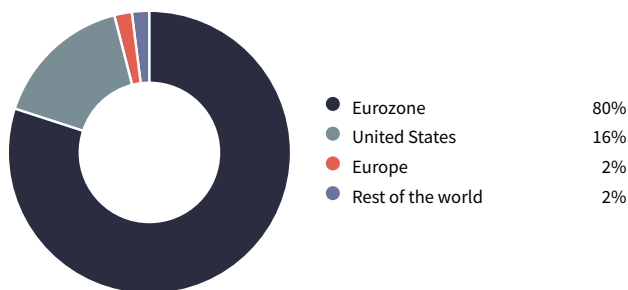
None

<sup>(1)</sup> Risk scale from 1 (lowest risk) to 7 (highest risk), the lowest category does not mean a risk-free investment. The risk and reward category shown is not guaranteed to remain unchanged and that the categorisation of the Sub-Fund may shift over time. The prospectus, the KIID (Key Investor Information Document) and annual reports of the Fund are available at [www.sgpwm.societegenerale.com](http://www.sgpwm.societegenerale.com) and on request at the registered office of Moorea Fund, of the Management Company or of the Custodian Bank.

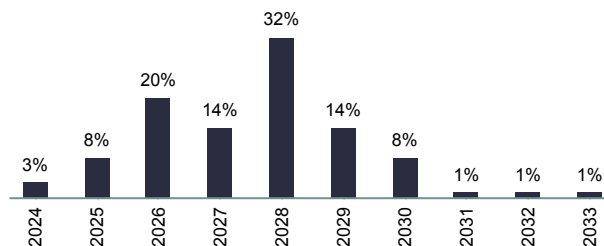
<sup>(2)</sup> © 2024 Morningstar. All Rights Reserved. The information contained herein: (1) is proprietary to Morningstar; (2) may not be copied or distributed; and (3) is not warranted to be accurate, complete or timely. Neither Morningstar nor its content providers are responsible for any damages or losses arising from any use of this information.

### Financial Criteria

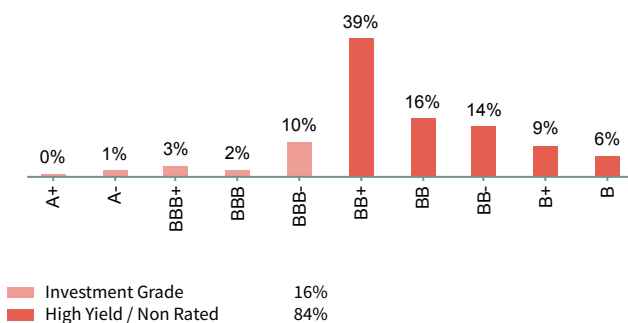
#### REGIONAL BREAKDOWN



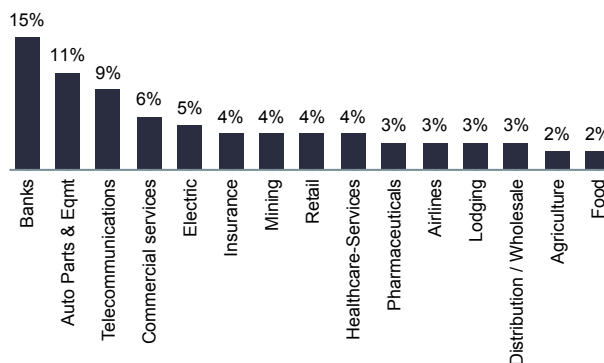
#### MATURITY BREAKDOWN



#### RATING BREAKDOWN



#### SECTOR BREAKDOWN



#### TOP 5 HOLDINGS

Name	Weight	Country	Sector
VALEO SE	3.7%	France	Auto Parts & Eqmt
ERAMET	3.1%	France	Mining
UNICREDIT SPA	3.0%	Italie	Banking
AIR FRANCE-KLM	2.9%	France	Airlines
ELECTRICITE DE FRANCE SA	2.8%	France	Electric
ACCOR SA	2.8%	France	Hospitality
BANCO DE SABADELL SA	2.7%	Spain	Banking

#### PORTFOLIO STATISTICS

Yield to maturity	5.2%
Modified duration	3.34
Average maturity (in years)	3.98
Average rating	BB
Average weight	1.2%
Number of issuers	100
High Yield weight	83.6%
Investment Grade weight	16.4%
Cash & cash equivalent	0.0%

#### LAST MOVES IN THE PORTFOLIO

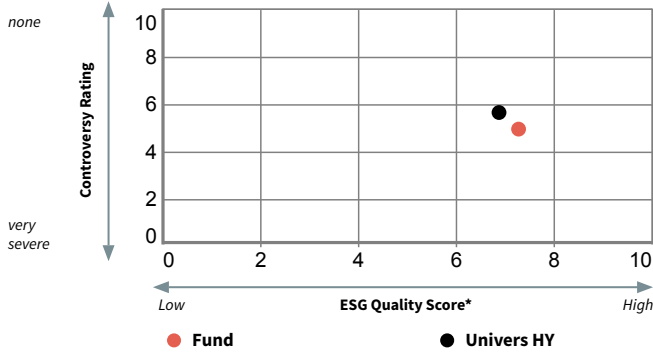
Name	Weight	Date	Operation
AVIS BUDGET FINANCE PLC 7,0% 28/02/2029	1.7%	28-02-2024	Buy
AVIS BUDGET FINANCE PLC 4,75% 30/01/2026	1.7%	28-02-2024	Sell
WEPA HYGIENEPRODUKTE GMB VAR 15/11/2026	1.2%	01-02-2024	Sell
ABN AMRO BANK NV VAR PERP	0.7%	31-01-2024	Sell
SEALED AIR CORP 5,50% 15/09/2025	0.9%	31-01-2024	Sell
COOPERATIVE RABOBANK UA VAR PERP	0.3%	31-01-2024	Sell
TDC NET AS 5,056% 31/05/2028	0.9%	31-01-2024	Sell
ELO SACA 4,875% 08/12/2028	0.3%	31-01-2024	Sell
CA AUTOBANK SPA IE 4,75% 25/01/2027	0.2%	31-01-2024	Sell
MUNDYS SPA 4,75% 24/01/2029	0.7%	24-01-2024	Buy

Source: Société Générale Private Wealth Management as at 28/03/2024. Actual weighting and investment allocations are subject to change on an ongoing basis and may not be exactly as shown. Investors should understand the different asset classes which make up the strategy as they have different risk characteristics. Investments may be subject to market fluctuations and the price and value of investments and the income derived from them can go down as well as up. Your capital may be at risk and you may not get back the amount you invest. The tax benefits and liabilities will depend on individual circumstances and may change in the future.

## Extra-Financial Criteria



### ESG PORTFOLIO POSITIONING



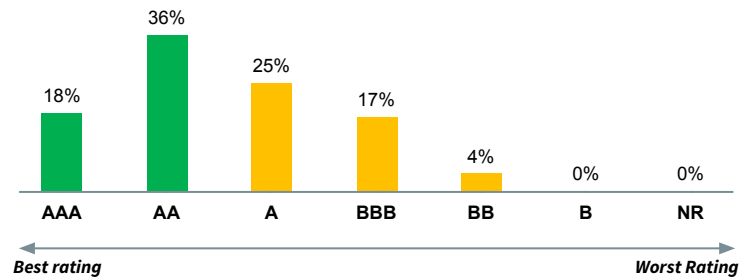
### ESG RATING



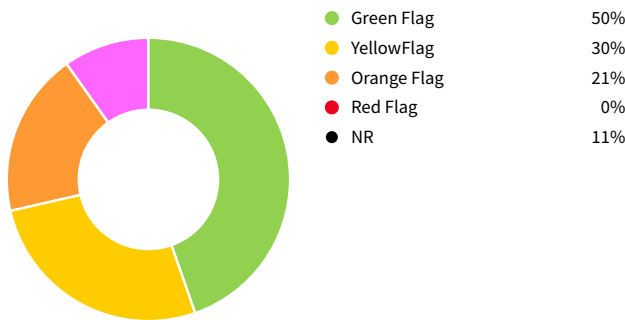
### ESG INDICATORS

	Fund	Univers HY
ESG Quality Score*	7.3	6.9
Rating coverage	87.0%	75.7%
ESG Median Rating	AA	A
Average Controversy Rating	5.0	5.7
Rating coverage	89.4%	80.7%
Carbon Footprint (tons CO2/Millions invested)	152.6	165.2
MSCI Coverage	91.1%	81.4%

### ESG RATING DISTRIBUTION



### CONTROVERSY FLAG DISTRIBUTION



### BUSINESS INVOLVEMENT DISTRIBUTION

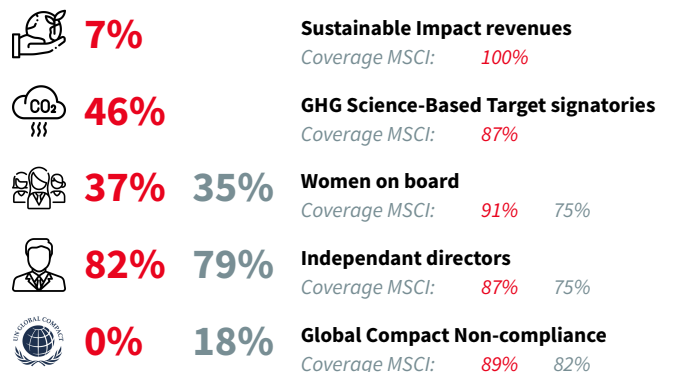
SGPWM excludes issuers with more than 15% of revenues in these sectors:

Sectors	% of portfolio revenues
Gambling	0.01%
Civilians arms	0.08%
Adult Entertainment	0.02%
Tobacco	0.00%

### TOP 3 SUSTAINABLE IMPACT CONTRIBUTORS

	Sustainable revenues (€ mln)	% of sustainable revenues
UNIBAIL-RODAMCO-WESTFIELD SE	33.4	56%
ELIA GROUP SA	24.2	73%
NEXTERA ENERGY OPERATING PARTNERS, LP	22.1	77%

### IMPACT INDICATORS



Source: Société Générale Private Wealth Management, Bloomberg, MSCI

# GLOSSARY and DISCLAIMER

## ESG RATING

**MSCI ESG Ratings aim to measure a company's resilience to long-term, financially relevant ESG risks (Environment, Social et Gouvernance).** For each company a Weighted Average Key Issue Score is calculated based on the underlying Key Issue scores and weights. To arrive at a final letter rating, this score is normalized by industry. **The Industry Adjusted Score corresponds to a rating between AAA and CCC.** These assessments of company performance are not absolute but are explicitly intended to be relative to the standards and performance of a company's industry peers.

\*The ESG quality score of the universe is adjusted for the 20% lowest ESG scores.

Letter Rating	CCC	B	BB	BBB	A	AA	AAA
Score	0 - 1.4	1.4-2.9	2.9-4.3	4.3-5.7	5.7-7.1	7.1-8.6	8.6-10

## CARBON FOOTPRINT

As key climate change indicators, Greenhouse gas emissions (GHG) are classified as per the Greenhouse Gas Protocol and are grouped in three categories:

- ▶ **Scope 1 - Direct scope:** GHG emissions are those directly occurring from sources that are owned or controlled by the institution.
- ▶ **Scope 2 - Indirect scope:** GHG emissions are indirect emissions generated in the electricity production consumed by the institution.
- ▶ **Scope 3 - Indirect scope:** GHG emissions are all the other indirect emissions that are consequences of the institution's activities, but that occur from sources not owned and controlled by the institution.

The uses MSCI data who are based on declarative or estimated figures from companies. It aims to take into account the GHG emissions of Scope 1 and 2, produced by the companies held in the portfolio. GHG emissions are compared to the sales of each company and adjusted with the security weight in the portfolio. Emissions are expressed in carbon dioxide equivalent (CO<sub>2</sub>e).

## SUSTAINABLE IMPACT REVENUES

Revenue exposure to Sustainable Impact Solutions reflects the extent to which company revenue is exposed to products and services that help solve the world's major social and environmental challenges. It is calculated as a weighted average, using portfolio or index weights and each issuer's percent of revenue generated from Sustainable Impact Solutions. To be eligible to contribute, an issuer must maintain minimum ESG standards.

## COVERAGE MSCI

The ESG MSCI rating does not cover all issuers, so it is important to display the coverage ratio to understand the rating. On this document, the rating coverage is displayed as a percentage (%), i.e. the percentage of covered securities on the entire portfolio.

# DISCLAIMER

*The content of this document should not be interpreted as an investment service or as investment advice, and under no circumstances is it to be used or considered as an offer or incentive to purchase or sell a particular product. The content is intended for information purposes only and to provide investors with the relevant reference information for any investment decisions. It has no regard to the specific financial objectives of any individual investor, nor may it be construed as legal, accounting or tax advice. Past performance is no indication of future results.*

*Similarly, the present document is not intended as an incentive, offer or solicitation to invest in the asset categories listed herein. Investors are warned that the placing of stock market orders requires a perfect understanding of the markets and their governing legislation. Before investing, they must be aware that certain markets may be subject to rapid fluctuations and are speculative or lacking in liquidity. Accordingly, certain assets or categories of assets listed in the present document may not be appropriate for investors. In certain cases, investments may even bear an indeterminate high risk of loss that exceeds the initial investment made. Investors are therefore urged to seek the advice of their financial advisor or intermediary in order to assess the particular nature of an investment and the risks involved and its compatibility with their individual investment profile and objectives.*

*For Swiss investors: the Sub-Fund has been authorised for public sale by the Commission de Surveillance du Secteur Financier in Luxembourg and for public offering in Switzerland by the Swiss Financial Market Supervisory Authority (shortly 'FINMA'). The prospectus, the KIID (Key Investor Information Document) and annual reports of the Fund are available on the website [www.fundinfo.com](http://www.fundinfo.com) and can be obtained from our Representative and Paying Agent in Switzerland: Société Générale, Paris, succursale de Zurich, Talacker 50, Case postale 1928, 8021 Zurich.*

## CONTROVERSY

An ESG Controversy may be defined as an incident or ongoing situation in which a company faces allegations of negatively impacting stakeholders (i.e.: workers, communities, the environment, shareholders, or society at large), via some type of wrongdoing across several ESG indicators. The aim of ESG Controversies research is to assess the severity of the negative impact of each situation, rather than the extent of negative press attention or public opprobrium.

For each issuer, the ESG rating comes along with a Controversy flag which reflects the lowest flag among analyzed key indicators.

- ▶ **Green flag:** the company is not involved in major recent controversies
- ▶ **Yellow flag:** in recent moderate-to-severe level controversies
- ▶ **Orange flag:** one or more recent severe structural controversies that are ongoing
- ▶ **Red flag:** one or more recent very severe controversies

**Controversy flag translates also into controversy score:**

Red 0 - Orange 1 - Yellow 2 to 4 - Green 5 to 10

## SCIENCE-BASED TARGETS

Science-based targets provide companies with a clearly defined pathway to future-proof growth by specifying how much and how quickly they need to reduce their greenhouse gas emissions. Targets adopted by companies to reduce greenhouse gas (GHG) emissions are considered "science-based" if they are in line with the goals of the Paris Agreement –to limit global warming to well-below 2°C above pre-industrial levels and pursue efforts to limit warming to 1.5°C.

## IMPACT INDICATORS

The impact indicators allow us to report on the environmental, social and governmental commitment of our investments in a relevant and sustainable manner. The six indicators displayed are not an exhaustive list, but were chosen by the management company. Women on the Board: This figure represents the percentage of women on the board of directors of companies. Independent directors: This figure represents the percentage of board members who meet the independence criteria defined by MSCI. For companies with a management and supervisory board, the calculation is based on supervisory board members only.

## UNITED NATIONS GLOBAL COMPACT



The United Nations Global Compact is a non-binding United Nations pact to encourage businesses worldwide to adopt sustainable and socially responsible policies, and to report on their implementation. The UN Global Compact is a principle-based framework for businesses, stating ten principles in the areas of human rights, labor, the environment and anti-corruption. The UN Global Compact is the world's largest corporate sustainability initiative with 13000 corporate participants and other stakeholders over 170 countries with two objectives: "Mainstream the ten principles in business activities around the world" and "Catalyse actions in support of broader UN goals, such as the Millennium Development Goals (MDGs) and Sustainable Development Goals (SDGs)".

## ESG LUXFLAG LABEL



LuxFLAG is an independent, non-profit, international association created in Luxembourg in July 2006. The objective of the LuxFLAG ESG Label is to reassure investors that the labelled funds actually incorporate ESG (Environmental, Social and Governance) criteria throughout the entire investment process.