

MOOREA FUND GLOBAL TRENDS

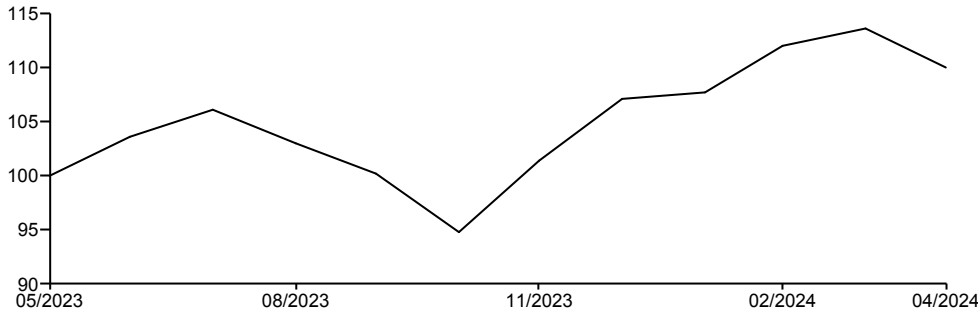
Monthly Factsheet

INVESTMENT OBJECTIVE

The Sub-Fund aims to provide long-term growth by investing in equities that benefit from global thematic trends (e.g.: social and demographic changes, technology disruption, climate change and energy transition). The Sub-Fund is actively managed with reference to the following benchmark: MSCI ACWI. The benchmark is used for performance comparison. The benchmark is not intended to be consistent with the sustainable investment objective of the Sub-Fund, which the Investment Manager aims to achieve by applying the sustainable investment process described above

PERFORMANCE

PERFORMANCE GRAPH (base 100)



RETURN

Cumulative	1 month	3 months	Year-to-date	1 year	3 years *	Launch*
Fund	-3.13%	2.17%	2.69%	-	-	10.00%

Calendar Year	2023	2022	2021	2020	2019	2018
Fund	-	-	-	-	-	-

*Annualised performance

"Source : Société Générale Private Wealth Management"

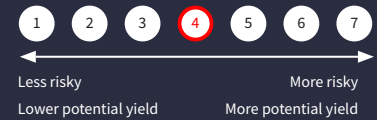
RISK & VOLATILITY MEASURES

	Volatility			Beta	Sharpe Ratio
	1 year	3 years *	5 years		
Fund	-	-	-	-	-

APRIL 2024

SHARE CLASS INSTITUTIONAL EUR
LU2564067218

UCITS Risk/return grading (1)



Morningstar category

Global Large-Cap Blend Equity

Recommended investment horizon

5 years

Fund assets

EUR 98.69 M

NAV

EUR 275.00

Fund base currency

EUR

Share class currency

EUR

Inception date

06/03/2023

Legal Form

UCITS Luxembourg SICAV

Management Company

Société Générale Private Wealth Management S.A.

Valuation / Subscriptions / Redemptions

Daily

Minimum subscription

3 000 000 EUR

Other share classes

Recurring Costs

1.10%

Exit costs

-%

Entry costs

-%

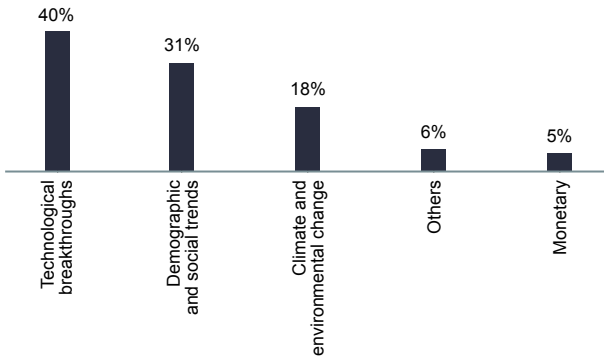
⁽¹⁾ Risk scale from 1 (lowest risk) to 7 (highest risk), the lowest category does not mean a risk-free investment. The risk and reward category shown is not guaranteed to remain unchanged and that the categorisation of the Sub-Fund may shift over time. The prospectus, the KIID (Key Investor Information Document) and annual reports of the Fund are available at www.sgpwm.societegenerale.com and on request at the registered office of Moorea Fund, of the Management Company or of the Custodian Bank.

⁽²⁾ © 2024 Morningstar. All Rights Reserved. The information contained herein: (1) is proprietary to Morningstar; (2) may not be copied or distributed; and (3) is not warranted to be accurate, complete or timely. Neither Morningstar nor its content providers are responsible for any damages or losses arising from any use of this information.

MOOREA FUND GLOBAL TRENDS

APRIL 2024

ASSET CLASS BREAKDOWN



Source: Société Générale Private Wealth Management as at 30/04/2024.

Actual weighting and investment allocations are subject to change on an ongoing basis and may not be exactly as shown. Investors should understand the different asset classes which make up the strategy as they have different risk characteristics. Investments may be subject to market fluctuations and the price and value of investments and the income derived from them can go down as well as up. Your capital may be at risk and you may not get back the amount you invest. The tax benefits and liabilities will depend on individual circumstances and may change in the future.

TOP 5 HOLDINGS

Name	Weight
iShares MSCI Global Semiconductors UCITS ETF	6.7%
Amundi S&P Global Luxury UCITS ETF	5.6%
Amundi MSCI Smart Cities ESG Screened UCITS ETF	5.5%
iShares Automation & Robotics UCITS ETF	5.5%
iShares Digital Security UCITS ETF	5.5%